

CLEVEO – Intelligent LED Street Lamp



Advantages

- Power and money saving source of light
- Very even light distribution on the ground
- Highest quality CREE XLamp power LEDs
- Relatively high colour rendering index: Ra 75-80
- Adjustable power consumption of the luminaire from 19W to 103W
- High functionality of a built-in intelligent controller

Applications


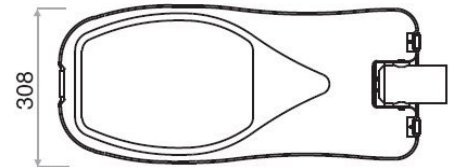
- Street lighting
- Car-park, square, park, pedestrian street lighting
- Industrial zones and urban area lighting

Qualities

- A unique, patented system of positioning LEDs in order to achieve optimal even light distribution
- Energy-saving – lower power consumption than HID lamps at comparable visual impression
- An embedded intelligent driver allowing a configuration which serves the needs of a particular installation
- A built-in thermal protection from overheating of the source of light
- Size of the luminaire and montage identical as a standard street lamp
- The luminaire is designed in order to minimise waste of light aside from the street
- The source of light safe for the environment
- High mechanical and vibration resistance of LEDs
- Low costs of service and maintenance

Qualities of the intelligent controller

- Programmable magnitude of the emitted luminous flux allows adjustment of the luminaire parameters to individual requirements
- Soft Start function – smooth increase of brightness from 0% to 100% in programmable time from 13 seconds to 124 seconds
- Optional Internal Dim function - automatic switching the luminaire to energy-saving mode at late night hours
- Optional External Dim function – output luminous flux driven by external voltage signal 1-10V
- Electronic compensation of environment temperature influence on luminous flux value
- Optional Aging Compensation function - Electronic compensation of source of light ageing influence on luminous flux value through increasing the luminaire power in time
- Extra energy saving in low air temperature, e.g. 10 °C: 2,5 %; 0 °C: 5 %; -20 °C: 10 %
- Possibility of installation of a control panel to the luminaire in order to read present parameters of the luminaire and statistical data
- Optional Solar Switch function – possibility of connecting solar panels to minimize electrical energy consumption



Technical parameters¹

Luminaire symbol	CCT	Output luminous flux depending on power consumption		
		40 W	65 W	90 W
CLV-012-CW	6500 K	2800 lm	4100 lm	5700 lm
CLV-012-NW	4500 K	2400 lm	3800 lm	5300 lm
CLV-012-WW	3500 K	2200 lm	3600 lm	4900 lm
Light source		50 pcs. of XLamp LEDs (CREE)		
Color Rendering Index (CRI)		75 – 80		
Supply voltage		90 ~ 264 VAC		
Power consumption ²		19 – 103 W		
Dimming signal ³		1 – 10 VDC		
Operating temperatures		-30 °C / +40 °C		
International protection rating		IP 66		
Electrical Insulation Class		Class I		
External dimensions		698 mm x 308 mm x 161 mm		
Side area		0,1 m ²		
Required pole ending		Diameter 60 mm, Length: 120 mm		
Adjusting of the luminaire inclination ⁴		Yes		
Weight of the luminaire		8,7 kg		
Luminaire finishing colours		Body: RAL 9006, Cover: Silver Renoir		
Luminaire materials		Aluminium Alloy, Toughened Glass		

¹All data refer to a particular LED luminaire. Values of parameters are average and may differ in particular copies of the luminaire

² Level of the luminaire power consumption is defined by the customer and depends on the chosen level of the luminaire luminous flux

³ External 1-10 V dimming: no signal = 100 % flux, 5-10 V = 100 % flux, 1-5 V = Energy Saving Mode (i.e. 50 % flux)

⁴ The luminaire should be assembled parallel to the ground. Adjusting of the luminaire inclination enables the use of the luminaire on straight poles as well as on poles with arms

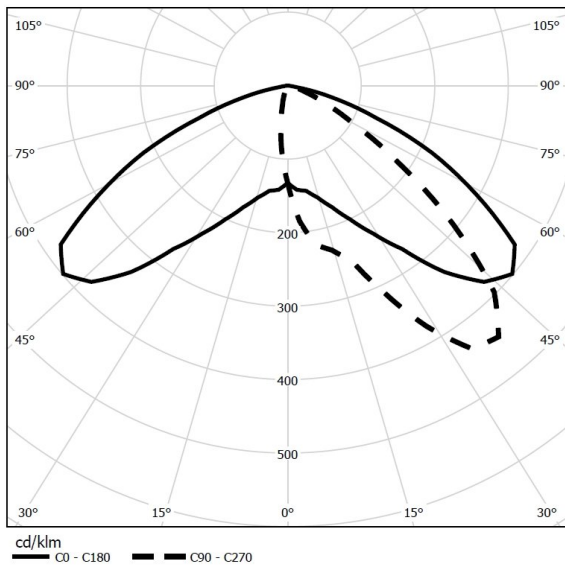


lediko[®]PRO

CLEVEO – Intelligent LED Street Lamp

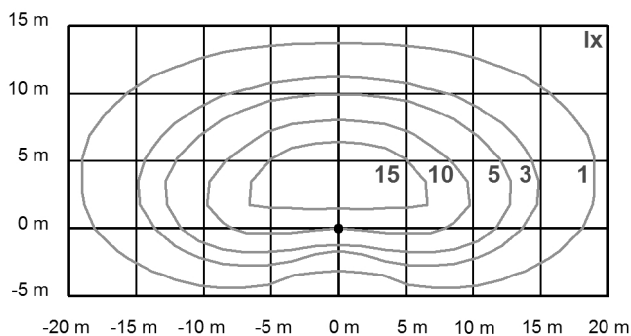
Light intensity distribution curves

Lamp: CLV-012-CW, Power: 65 W



Illuminance distribution on the ground

Lamp: CLV-012-CW, Power: 65 W, Mounting height: 8 m



Predicted LED lifetime based on the luminaire operating at 15 °C temperature

Luminaire power consumption	40 W	65 W	90 W
Lifetime L70 ¹	>100 000	>80 000	>60 000

Shipping and handling

Box size:	760 mm x 340 mm x 190 mm
Weight of the box with the luminaire	9,5 kg
No. of boxes on one Euro pallet	18 pcs.

Limited warranty

Lighting fixture	3 years
------------------	---------

Certificates and labels

RoHS	Yes
CE	Yes

Options and Accessories

- Custom painting in RAL palette available
- Solar powered Mongoose LED luminaires available on request (24 VDC)
- Power cables or signal cables of custom lengths
- External interface "LED Lights Interface"

Data files

- IES files available at: <http://www.ledikopro.com/ies/clv-ies.zip>
- Detailed specification available at: www.ledikoPRO.com/pdf/clv-012-manual.pdf

Simple luminaire installation to the pole (hex key size 5 mm required)



Adjustment of the luminaire angle (wrench size 17 mm required)



¹ Life time L70 - time, after which the luminous flux of LEDs is lowered during to natural degradation to level equal 70% of initial delivered luminous flux. Given values of L70 life time are valid for CLEVEO lamps when the function of electronic compensation of source of light ageing is turned OFF.